

Friends of Chandor Gardens


presents



Saturday, June 6, 2026 | 9 am - 4 pm

Enjoy a self-guided journey through seven unique gardens
in Parker County.

Discover what lies behind the hedges, fences, and gates!



*Chandor Gardens
Foundation, Inc.*

Tickets: \$15 online (in advance) at www.chandorgardensfoundation.org
or \$20 at garden gates the day of the event

Thank You to Our Tour Sponsors



Magnolia Level Sponsor:
\$2,000



CACTUS JACK RANCH
- EST. 1970 -



Rose Level Sponsors:
\$1,000



**CROSS
TIMBERS
MARKETING**

KAREN KENNEDY
LICENSED TX. INSURANCE AGENT

MEDICARE
INSURANCE ★ SOLUTIONS

CROSSTIMBERSMARKETING.COM



Lily Level Sponsors: \$500



William S. Warren



Edward Jones

Financial strategies designed just for you

John Petrach II
Financial Advisor

1991 Fort Worth Hwy, Suite 102 Weatherford, TX 76086
817-594-1839



KARBO BROS. POOLS

Jamie Bodiford
REALTOR
Weatherford, TX
CENTURY 21
Judge Fite Company



Daisy Level Sponsors: \$250



Nancy Foust
REALTOR®
WilliamsTrew



Larry and Carlene Eubank



In-Kind Sponsors:



1113 Thistle Hill Trail, Weatherford



The inspiration for my garden came from visiting gardens in England. I found I loved the cottage garden the most. A cottage garden is typically bursting with color and doesn't conform to a specific style. That definitely describes my garden. I often refer to it lovingly as "*Cottage Chaos*".

My garden is small, casually informal with lots of colorful perennials and herbs. Seasonally, annuals are used to compliment. My favorite tree is the Japanese maple. I have six varieties, with my favorite being a Weeping Japanese maple. Natchez and red and pink crepe myrtles line the fence to offer shade for hostas, ferns and other shade-loving plants.




There are three separate sitting areas so I can enjoy my garden from different views and different times of the day and night.

Look for floral varieties of Callas, Coneflower, Coreopsis, Day Lily, Daisy, Fern, Gladiolus, Hosta, Hydrangea, Iris, Lavender, Lily, Rudbeckia, Salvia, Purple Shamrock and some I have forgotten what they are. Herbs include Basil, Oregano, Rosemary, Thyme and Chives. The mix changes from year-to-year as I have learned what works well and what doesn't.

My garden is my favorite place Spring through Fall. There is always something there to give my heart peace and make me smile, including the numerous whimsical frogs and other critters. I hope you will enjoy!

“Come into the garden. My flowers want to meet you.”

Karen Kennedy



405 Pommel Court, Weatherford



Please take a pause on life and come wander about our garden. We have worked to create different pathways and rooms in our garden so as to create a sense of wonder in our visitors' mind. The one visiting will wonder if I go through this gate...what is awaiting me? If I follow this garden path... where will it lead me or what will I discover? I must find out. As a visitor to any garden this is the concept of "What is around corner?" This draws the visitor's anticipation. This is the art of gardening we hope to achieve.

It's easy to get lost with nature here. From Don Juan, climbing roses, to David Austin roses, to birds, frogs, and bees. Do you want to build a raised vegetable garden? Well, we invite you to come see how we built ours. We have planted swaths of lavender around our raised beds to ward off predators naturally.

It's hard not to find a sense of peace and tranquility just listening to the water fountain, watching the birds drink from a bird bath but please do not disturb mom and daddy birds who are nesting in over 6 different bird houses throughout our garden.

The beauty of our garden has been accomplished from the work of a married team. My husband is a hard-working man that loves gardening with me and the bonus is he is an expert at decorative concrete. A lot of planning for how to construct and design pathways for a garden enthusiast is on display in our garden.

Every year I start my gardening inside in January with seeds and some grow lights. I nurture them until I present them to the garden later in the spring. I enjoy ordering plants and bulbs from catalogs during the cold winter to ward off the winter blues. I choose to grow the unique and beautiful to the average and ordinary. Have you ever grown a Juan Baptista? It's charm is a beautiful gift from our Creator.

Due to the topography slope of our 2-acre property there has been a challenge to control the rainwater run-off. So, this year, we created a dry rock river stream which has added some depth to our garden and an artful display when it rains.

As a gardener, the thought is to try to mirror plants across the garden with a thought of where your eyes can rest. With my shade-loving group of lime light hydrangeas looking across to my sun loving group of puffy white viburnum. I find our five senses heightened when we walk about. The obvious sense we possess is sight but not to go unnoticed is sound. The water fountain and noisy birds chasing each other heighten this sense. And who could forget our sense of smell with breaths of lavender and carnations in the air. With so many different lavenders to choose from I prefer lavender Providence because of it's structure. It continues to perform all summer long. I have found it to be very low maintenance and only in the fall do I need to prune it back to keep it looking beautiful year after year.

We hope to welcome you to our garden. And my hope is to inspire others to enjoy the art of gardening and the beautiful gift that our Creator has made for us to enjoy.

Jay & Keturah Webb



508 W. Columbia Street, Weatherford



"A Sanctuary of Stone and Song"

Tucked away in Weatherford, this vibrant backyard garden is a masterful blend of architectural stone and lush, multi-layered textures. Designed for both visual delight and live performance, the landscape flows through a series of hand-laid flagstone paths and tiered limestone steps, leading to a prominent wooden pavilion and elevated deck that serves as an intimate stage for live music.

The plantings celebrate seasonal color and structural diversity:

- **The Shade Gallery:** Beneath the canopy of mature trees, a curated collection of hostas, dramatic begonias, and delicate "Lamb's Ear" creates a cool, tactile retreat.
- **A Tapestry of Color:** Sun-drenched borders overflow with a lively mix of zinnias, vincas, and petunias, punctuated by the statuesque heights of vibrant canna lilies.
- **Whimsical Details:** Artfully placed Talavera pottery and hand-carved wooden sculptures add a touch of personality and warmth to the garden's structured lines.



From the cascading greenery that softens the limestone edges to the warm glow of overhead bistro lighting, this garden is more than a collection of plants—it is a living, breathing venue designed for harmony, hospitality, and the arts.



Nancy & Brad May

711 W. Lee Avenue, Weatherford

Chandor Gardens



Chandor Gardens, a unique 3.5 acre estate garden in the heart of Weatherford, Texas, is the brilliant vision of famed portrait artist Douglas Chandor (1897-1953). Few gardens in the world capture charm and grace on such a personal level with the ability to stir the spirit and sooth the soul. Fewer still are available for the public to explore.

Beginning in 1936 as an artist's dream, Douglas Chandor built the gardens from a cactus-covered caliche hillside. He envisioned individual "garden rooms", connected by paths, with hedges and walls enclosing the gardens, and that's exactly what he created and named White Shadows. When questioned about his passion for gardening, Douglas would reply that he was given the talent to paint portraits in order to make the money needed to build his garden. This turned out to be a 16-year labour of love until his untimely death in 1953.

After Douglas' death, his wife Ina changed the name to Chandor Gardens as a tribute to Douglas, and kept it open to the public until her passing in 1978. For the next 16 years the gardens fell into a state of neglect. In 1994 Melody and Chuck Bradford purchased the property and lovingly restored the home and gardens. The City of Weatherford acquired Chandor Gardens in 2002.



Chandor Gardens captures both the elegance of a formal English garden and the ornate design of ancient Chinese architecture and ornamentation. The Boxwood Garden, the Bowling Green, and the Pixie Pond bring to life English garden features. The Chinese bridge, the Stone of the Immortals, the Chi-Ling Fountain, the Buddha Niche, and the Moon Gate add the Chinese garden flavor.

Today the hard-cape of paths, ponds, fountains, waterfalls, and grottoes remains essentially unchanged; the plantings reflect a far more diverse palette of species than was ever utilized by Douglas. This is partially due to a much larger and denser tree canopy than in Douglas' day, which has reduced the amount of sunlight within the garden, and partially due to the necessity to make the garden interesting and colorful year round.

Each season is distinctly different at Chandor Gardens, and each year brings different color schemes, so that garden guests always find something new



and different to see. And while the plantings may change often, the spirit remains the same, a reverent testimony to the brilliant Englishman who came to Texas and built a garden.


Chandor Gardens stands today as a world renowned garden listed on the National Register of Historic Places.

403 W. Josephine Street, Weatherford



Thank you for the honor and privilege of sharing my love and passion for gardening with you all. I have always loved gardening, ever since I was a child, and I probably got it from my grandparents' beautiful yards. In a way, I have attempted to bring that passion into my space. The love of gardening is something I have tried to pass to my own children. It unfortunately skipped a generation, but it is a love I share with my grandchildren. One of my granddaughters got married in the backyard just last year, which was her dream since she was a small child.

We moved into the house in 1994. Both the house and yard needed a total makeover. Trees were growing into the fences, and vines everywhere, so we spent five years overhauling the yard. My husband and I designed and built all of it ourselves. He had this brilliant idea to create a starburst pattern with the fence in the back. And all the rocks that line the flowerbeds were collected from his deer lease property in Jacksboro. In addition, there are gas cans and a corn grinder from my dad's farm used as decoration throughout the whole garden. Roses were to take the center stage, but four years ago, they contracted rose blight.



Gardening for me is trying new types of flowers, herbs, and vegetables. Mixing things up as the trees grow bigger and change the light patterns. In my beds, I mix flowers and vegetables. My herb garden is by my back door, so we get to take in all the wonderful smells, the herbs put out as they grow.

The front yard had 3 gorgeous post oak trees. The one in the front of the house was huge and framed the house's facade. However, they all ended up dying as the years passed. We planted the red oak in the middle of the yard when my grandson was born 25 years ago. It is a beautiful tree, but it puts out a million acorns... love-hate relationship.

The best day for me is sitting on the back porch underneath the fans, listening to the fountain, and reading a good book. Looking out at my beautiful backyard and feeling the stress of life melt away, listening to the birds and having all the beauty and tranquility surround you.

Cherie Honish



1101 Eagles Bluff Drive, Weatherford



Pat and I purchased our property six years ago, drawn by the trees (which reminded us of the Texas hill country), the views, and our desire to move back to Weatherford from Fort Worth.

Our property is very rocky. All of the stone for the retaining wall was unearthed during the installation of the irrigation system. Rather than paying to have it hauled off we were able to use it to construct the wall. It is dry-laid with no mortar (reminiscent of the old stone walls in New England and Ireland), and serves to separate the upper and lower portions of the front yard. On both sides of the wall, I created curvilinear beds planted with many varieties of perennials. There are also some evergreen plants for interest when the perennials are dormant.



In the back yard we have a large patio area under the trees. It utilizes flagstone and decomposed granite, making it easier for the water to reach the tree roots, increasing the chance for their survival. The trees are doing well 5 years after the patio was installed. There are several varieties of shade-loving plants surrounding the patio.

We recently constructed two pergolas in the back yard to give us additional outdoor spaces. One is off the back of the house and has another dry-laid patio with pathways leading to the seating area under the trees and the second pergola. The second pergola is on a concrete pad and has a fireplace and wall of Granbury Blue Streak limestone.

The sides of our property have green-wall plantings of Arizona Cypress, Eastern Red Cedar, Brodie Juniper, and Wichita Blue Juniper. I arranged the plants in odd-numbered groups to give a more natural feel and provide some screening to increase the feeling of being out in the country.

I hope that you enjoy our garden and that it gives you some ideas that can be used on your property. Also, thank you for supporting the Chandor Gardens Foundation. This is a wonderful organization dedicated to the preservation and enhancement of Chandor Gardens.

David & Pat Bergman

1109 Eagles Bluff Drive, Weatherford



When we retired, we decided to purchase land and build our retirement home. Crazy, I know! We found this beautiful 3-acre lot with amazing views of the Brazos River Valley in Weatherford, TX. It did not come without challenges for building and landscaping, as it is very steep with rocky terrain. We removed enough of the natural woods to place the home and a shop and left the rest of the property in its natural state. We have hundreds of natural Blue Stem and rock outcroppings up the driveway.

Along the driveway, we installed a long, tall berm of trees and hardy plants with boulders and smaller rock for water control and created some privacy along the 300-foot driveway. We are planning on a gate at the bottom of the drive, which is a work in progress!

We built a cantilevered deck to enjoy the amazing views. Hard to believe we are not in the Texas hill country with the views and terrain. The local road runner family spends a lot of time walking the railing of the deck to scope out snakes and insects below. They are fun to watch!

Next, we tackled the front flower beds, bringing in lots of dirt to cover the rock. We have used the large rock resources from the property as part of our design. Our selection of plants was thought-out to survive the hot, rocky environment, and deer that frequent our property.

The backyard was virtually nonexistent as it was very steep. We leveled walkways to surround the house to provide access to the whole property and then landscaped on both sides. The big task was to cut into the hillside and create stairs to access the flat area below. We had to remove huge boulders using the winch on our Jeep. We now enjoy evenings by the fire-pit and corn-hole with friends and family in this area. It has been a lot of work, but very rewarding to look back upon.

We have since expanded our outdoor area across from the front of the house, by installing sod, trees and a raised landscaping island that complements our existing landscape design. This required 52 yards of topsoil to be brought in for the sod to survive. So far so good!

We've enjoyed many birthdays, barbecues, holidays and long visits with friends and family in this home. The property brings a quiet peace to life with its views, wildlife and natural surroundings.

We hope you enjoy wandering our property as much as we do!

Joe and Cindy Miller



About Chandor Gardens Foundation



Chandor Gardens Foundation, Inc. was formed in 2013 to preserve and protect the historic heritage of Chandor Gardens, and enhancing that heritage, in alliance with the City of Weatherford, through the development of the entire Chandor property in a manner consistent with Douglas Chandor's artistic vision, while making it a center for art, music, horticulture and more.

The Foundation's vision for the future includes developing the adjacent 13.5 acres. The development will comprise of expanded parking, a visitors center with gift shop, an event center for community events, visual and performing arts facilities, nature walking paths, and uniquely designed outdoor spaces. These additions will enhance our rapidly growing community, attract more visitors, capitalize on the history and the beauty Chandor Gardens has to offer, and alleviate the burden that constant use places on the existing historic home and garden.

Friends of Chandor Gardens

Members of the Friends work to preserve the heritage of Chandor Gardens. They train and provide docents, help with seasonal events at Chandor Gardens, and endeavor to engage the community by promoting events that bring speakers, artists, programs, and classes to Chandor Gardens. The Friends also take day trips to museum exhibitions, notable gardens, and more; bring in speakers, and have yearly social gatherings. It is a great opportunity to connect, make friends, and make a difference.



www.chandorgardensfoundation.org

Visit us on FACEBOOK

@ ChandorGardensFoundation

Chandor Gardens Foundation Inc. 501 (c)(3)

A private operating foundation

P. O. Box 114, Weatherford, Texas 76086

Thank You

Dear Guest,

The Friends of Chandor Gardens, part of Chandor Gardens Foundation Inc., are thrilled to present the 5th Annual Secret Gardens of Parker County Tour. Embark on a self-guided adventure through these seven hidden gems, each offering a unique and enchanting experience.

Uncover the beauty that lies beyond the hedges, fences and gates while wandering through these picturesque gardens. From tranquil oases to vibrant floral displays, each stop on the tour promises to inspire and delight.

The gardens can be visited in any order between the times of 9:00 am and 4:00 pm. Make your own itinerary, go at your own pace, and enjoy your time in these beautiful gardens.

We wish to extend a huge thank you to the gracious garden owners who have opened their gardens to us, and to our sponsors and volunteers without whose support we would not be able to have this wonderful event.

Lastly, thank you, valued guest, for your support of this event. Proceeds benefit the enhancement of Chandor Gardens reflecting Douglas and Ina Chandor's artistic and cultural vision.

Sincerely,

Committee Members, 5th Annual Secret Gardens of Parker County Tour

Karen Kennedy - Chairperson

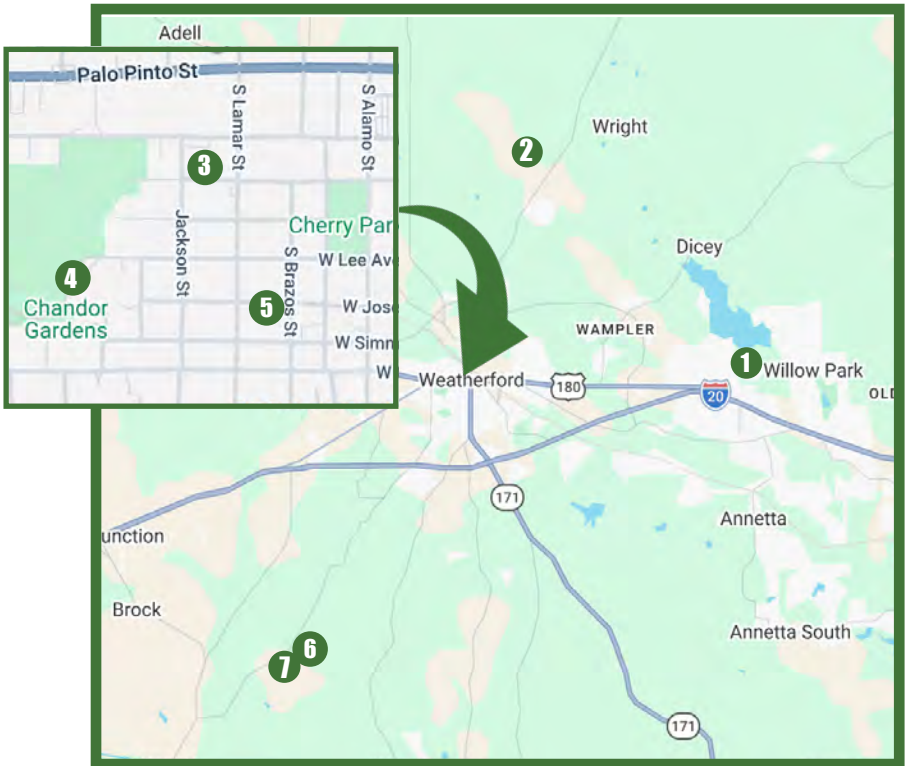
Darlene Chapman

Eileen Leslie



Secret Gardens of Parker County Tour

Wayfinding Map



Gardens

Description Pages

- | | | |
|----------|---|---------|
| 1 | 1113 Thistle Hill Trail, Weatherford | 4 - 5 |
| 2 | 405 Pommel Court, Weatherford | 6 - 7 |
| 3 | 508 W. Columbia St., Weatherford | 8 - 9 |
| 4 | Chandor Gardens, 711 W. Lee Ave., Weatherford | 10 - 11 |
| 5 | 403 W. Josephine St., Weatherford | 12 - 13 |
| 6 | 1101 Eagles Bluff Dr., Weatherford | 14 - 15 |
| 7 | 1109 Eagles Bluff Dr., Weatherford | 16 - 17 |

The gardens can be visited in any order between 9 am and 4 pm.